




ZERO GRAVITY 1,100 LBS


SPRING LOADED SERIES



FEATURES

KINGPIN: Kingpinfree
RACEWAY: 3 3/8" head diameter; 2 3/8" diameter kingpin raceway, 3/8" ball bearings
BUSHING: Roller bearings with drilled hardened steel spanner bushing and steel side washers

AXLE&NUT: 1/2" zerk axle and lock nut (except with PB)
FINISH: Corrosion resistant bright zinc
LUBRICATION: Grease nipple in race
HARDENED: Raceway
LEGS: 2 1/2" x 1/4" double welded
LEG SPACING: 2 1/2"



EXCELLENT FOR:

- Mobile motion picture staging
- Aircraft ground support equipment
- In-plant trailer parts
- Trash containers
- Tool carts
- Amusement parks
- Asphalt paving machinery
- Material handling equipment



MOLDON URETHANE CROWNED



PROTECH™



PURTHANE™



ROLLX™ WOW LAVA™ WOW



ENVIROTHANE™



ENVIROTHANE™ GREY CROWNED



ENVIROTHANE™ GREY WOW

OPTIONS:

- UWB Universal Wheel Brake
- 4PSL 4 Position Swivel Lock without wings (welded)
- 4PSLN 4 position Swivel Lock with wings (demountable - only available with A38H plate)
- BB Ball Bearing
- BR Bronze Bearing
- DB Delrin Bearing
- NB Nylon Roller Bearing
- PB Precision Ball Bearing
- RBC Caged Roller Bearing
- OH Special Overall Height
- SSW Heat Side Washer
- SWH Heat-treated Side Washer
- TG Thread Guards

FINISHES:

Inquiries on other finishes welcome

SPECIAL:

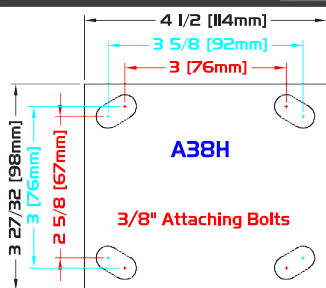
Dual or Triple leg configuration available

WHEEL		CASTER				PART NUMBER				
Diameter	Tread Width	Capacity Lbs.	Bearing Type	Swivel Radius	Overall Height	Wheel Type	Swivel	Caster Weight (lbs)	Rigid	Caster Weight (lbs)
4"	2"	400	Roller	4"	7 1/2"	ProTech™ Crown	SSLTW42-***-PRO-RB-Δ	11.53	RSLTW42-***-PRO-RB-Δ	8.43
		800	Roller			Moldon Urethane Crown	SSLTW42-***-URC-RB-Δ	13.25	RSLTW42-***-URC-RB-Δ	10.15
		900	Roller			Lava™-WOW (475°)	SSLTW42-***-LVW-RB-Δ	11.72	RSLTW42-***-LVW-RB-Δ	8.62
		900	Precision			Purthane™	SSLTW42-***-PTN-PB-Δ	12.17	RSLTW42-***-PTN-PB-Δ	9.07
		1,000	Roller			Envirothane™	SSLTW42-***-U-RB-Δ	11.65	RSLTW42-***-U-RB-Δ	8.55
		1,000	Precision			Envirothane™ Grey-WOW-PB	SSLTW42-***-UGW-PB-Δ	11.64	RSLTW42-***-UGW-PB-Δ	8.54
5"	2"	425	Roller	4 7/8"	9"	ProTech™ Crown	SSLTW52-***-PRO-RB-Δ	11.87	RSLTW52-***-PRO-RB-Δ	8.66
		1,000	Roller			Envirothane™	SSLTW52-***-U-RB-Δ	12.13	RSLTW52-***-U-RB-Δ	8.92
		1,000	Precision			Envirothane™ Grey-WOW-PB	SSLTW52-***-UGW-PB-Δ	12.17	RSLTW52-***-UGW-PB-Δ	8.96
		1,000	Precision			Purthane™	SSLTW52-***-PTN-PB-Δ	12.99	RSLTW52-***-PTN-PB-Δ	9.78
		1,100	Roller			Lava™-WOW (475°)	SSLTW52-***-LVW-RB-Δ	12.03	RSLTW52-***-LVW-RB-Δ	8.93
		1,100	Roller			Moldon Urethane Crown	SSLTW52-***-URC-RB-Δ	13.47	RSLTW52-***-URC-RB-Δ	10.26
6"	2"	450	Roller	5 3/8"	9 1/2"	ProTech™ Crown	SSLTW62-***-PRO-RB-Δ	12.17	RSLTW62-***-PRO-RB-Δ	9.03
		950	Precision			Envirothane™ Grey Crowned - PB	SSLTW62-***-UGC-PB-Δ	12.51	RSLTW62-***-UGC-PB-Δ	9.37
		1,000	Precision			Purthane™	SSLTW62-***-PTN-PB-Δ	13.60	RSLTW62-***-PTN-PB-Δ	10.39
		1,100	Roller			Envirothane™	SSLTW62-***-U-RB-Δ	12.81	RSLTW62-***-U-RB-Δ	9.67
		1,100	Precision			Envirothane™ Grey-WOW-PB	SSLTW62-***-UGW-PB-Δ	12.56	RSLTW62-***-UGW-PB-Δ	9.42
		1,100	Roller			Lava™-WOW (475°)	SSLTW62-***-LVW-RB-Δ	12.47	RSLTW62-***-LVW-RB-Δ	9.37
8"	2"	600	Roller	7 3/8"	11 1/2"	Moldon Urethane Crown	SSLTW62-***-URC-RB-Δ	14.40	RSLTW62-***-URC-RB-Δ	11.26
		1,100	Precision			RollIX™-WOW-PB	SSLTW62-***-RXW-PB-Δ	12.26	RSLTW62-***-RXW-PB-Δ	9.16
		1,100	Roller			RollIX™-WOW	SSLTW62-***-RXW-RB-Δ	12.19	RSLTW62-***-RXW-RB-Δ	9.09
		1,100	Roller			ProTech™ Crown	SSLTW82-***-PRO-RB-Δ	14.01	RSLTW82-***-PRO-RB-Δ	10.92
		1,100	Precision			Envirothane™	SSLTW82-***-U-RB-Δ	14.78	RSLTW82-***-U-RB-Δ	11.69
		1,100	Precision			Envirothane™ Grey-WOW-PB	SSLTW82-***-UGW-PB-Δ	13.57	RSLTW82-***-UGW-PB-Δ	10.48
1,100	Precision	Envirothane™ Grey Crowned - PB	SSLTW82-***-UGC-PB-Δ	14.70	RSLTW82-***-UGC-PB-Δ	11.61				
1,100	Roller	Lava™-WOW (475°)	SSLTW82-***-LVW-RB-Δ	13.08	RSLTW82-***-LVW-RB-Δ	9.98				
1,100	Roller	Moldon Urethane Crown	SSLTW82-***-URC-RB-Δ	17.60	RSLTW82-***-URC-RB-Δ	14.51				
1,100	Precision	Purthane™	SSLTW82-***-PTN-PB-Δ	15.09	RSLTW82-***-PTN-PB-Δ	11.88				
1,100	Roller	RollIX™-WOW	SSLTW82-***-RXW-RB-Δ	13.08	RSLTW82-***-RXW-RB-Δ	9.98				

* Caster weight based on Standard Plate

* Δ - Spring Designation

PLATE DIAGRAMS



STANDARD PLATE: A38H

* See page 120, Twister Series for more top plate options

H - Plate Thickness: 1/4"

