



MIGHTY MAXX™ 1,750 LBS

LOW PROFILE SERIES



FEATURES

KINGPIN: 3/4" diameter heavy duty kingpin
RACEWAY: 5/16" diameter upper race; 1/4" diameter lower race; hardened steel load bearings
BUSHING: Roller bearing with drilled and hardened steel spanner bushing and side washers.

AXLE&NUT: 1/2" axle and lock nut
FINISH: Corrosion resistant bright zinc
HARDENED: Washers
LEG SPACING: 3"

EXCELLENT FOR:

- Appliances
- Store fixtures
- Computer equipment
- Metal equipment
- Business machines
- Food equipment
- Freezers
- Abusive application
- Floor protection & excellent mobility



WHEEL		CASTER					PART NUMBER				
Diameter	Tread Width	Capacity Lbs.	Bearing Type	Swivel Radius	Overall Height	Wheel Type	Swivel	Caster Weight (lbs)	Rigid	Caster Weight (lbs)	
2 3/8"	1 3/8"	1,750	Roller	2 1/2"	3 5/8"	RollX™-WOW	S65253-***-RXWX2-RB	4.55	Not Available	-	

OPTIONS:

TSB Thumb Screw Brake

FINISHES:

- 4F Black Flat
- 4G Black Gloss
- 4I Black Ionic
- 2 Chrome

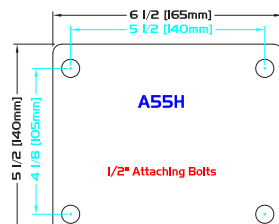
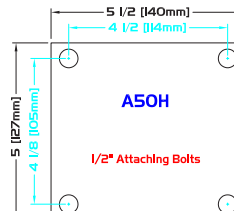
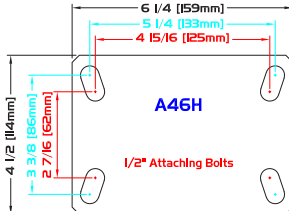
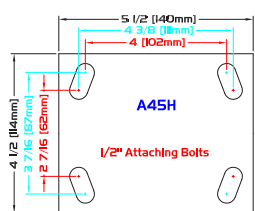
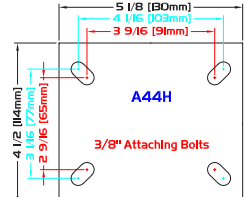
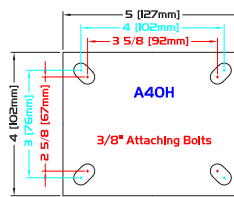
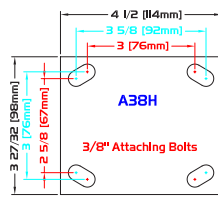
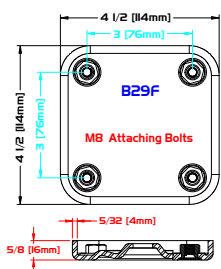
Inquiries on other finishes welcome

PLATE DIAGRAMS

STANDARD SWIVEL PLATE: B29F

B29F

F - Plate Thickness: 5/32"



COMPONENT