



# 6403

## SERIES

# 800LBS

### FEATURES

**KINGPIN:** 5/8" diameter nut and bolt coined  
**RACEWAY:** 5/16" diameter upper race; 1/4" diameter lower race; hardened steel load bearings  
**BUSHING:** Roller bearings with drilled hardened steel spanner bushing and plastic side washers

**AXLE&NUT:** 1/2" zerk axle and lock nut (except with PB)  
**FINISH:** Corrosion resistant bright zinc  
**LUBRICATION:** Grease nipple in lower race  
**HARDENED:** Work hardened double ball race  
**LEG SPACING:** 2"



### EXCELLENT FOR:

- Medium duty platform trucks
- Small Garbage bins
- Food service equipment
- Hotel
- Large stock carts



### WHEEL CASTER PART NUMBER

### OPTIONS:

- SLB Side Locking Brake
- TLB Top Locking Brake (TLB, TLB1 & TLB2 not available with the 3" wheel)
- TLB1 ALGrip
- TLB2 Top Locking Brake w/extra large pedal
- TSB Thumb Screw Brake
- 1PSL 1 Position Swivel Lock
- 2PSL 2 Position Swivel Lock
- 3PSL 3 Position Swivel Lock
- 4PSL 4 Position Swivel Lock without wings (welded)
- 4PSLN 4 position Swivel Lock with wings (demountable)
- BB Ball Bearing
- BR Bronze Bearing
- DB Delrin Bearing
- NB Nylon Roller Bearing
- PB Precision Ball Bearing
- RBC Caged Roller Bearing
- C Raceway Seal
- DW Double Welding
- EXP Expandable stems
- OH Special Overall Height
- SSW Steel Side Washers
- SWH Heat-treated Side Washers
- TG Thread Guards
- Z Zerk in Wheel

### SPECIAL:

Large standard top plate. Excellent weight capacity range for medium duty welded caster. Rugged yet economical.

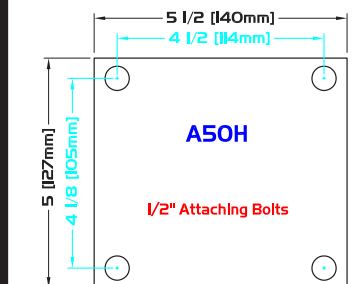
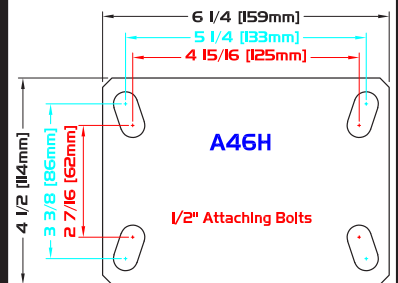
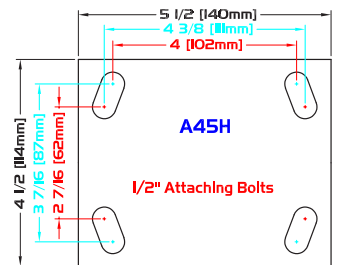
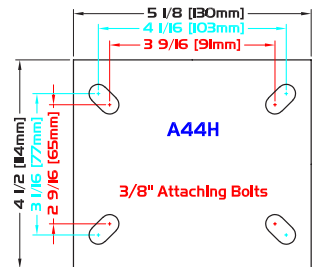
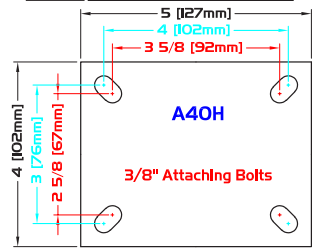
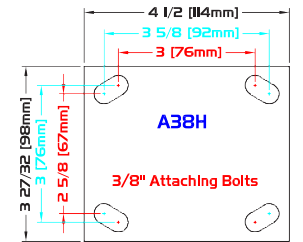
Diameter	Tread Width	Capacity Lbs.	Bearing Type	Swivel Radius	Overall Height	Wheel Type	Swivel	Caster Weight (lbs)	Rigid	Caster Weight (lbs)				
3"	1 1/2"	340	Roller	3"	4 3/4"	Retort	S6433-***-RET-RB	3.91	R6433-***-RET-RB	3.07				
		400	Roller			Polyolefin	S6433-***-PO-RB	3.79	R6433-***-PO-RB	2.86				
		500	Roller			Phenolic	S6433-***-PH-RB	4.02	R6433-***-PH-RB	3.09				
		500	Roller			Envirothane™	S6433-***-U-RB	3.89	R6433-***-U-RB	2.96				
		500	Roller			Envirothane™ Grey - RB	S6433-***-UG-RB	3.89	R6433-***-UG-RB	2.96				
		600	Roller			Lava™ (475°)	S6433-***-LV-RB	4.03	R6433-***-LV-RB	3.19				
		600	Precision			Purthane™	S6433-***-PTN-PB	4.21	R6433-***-PTN-PB	3.28				
		600	Roller			V Groove	S6433-***-VG-RB	5.16	R6433-***-VG-RB	4.23				
		700	Roller			RollX™	S6433-***-RX-RB	3.94	R6433-***-RX-RB	3.01				
		4"	1 1/2"			325	Roller	3 9/16"	5 5/8"	ProTech™ Flat	S6443-***-PROF-RB	4.13	R6443-***-PROF-RB	3.11
						350	Roller			Moldon Rubber	S6443-***-MR-RB	5.67	R6443-***-MR-RB	4.65
						400	Roller			High Temp Phenolic (475°)	S6443-***-HTPH-RB	4.63	R6443-***-HTPH-RB	3.62
						400	Roller			Polyolefin	S6443-***-PO-RB	3.97	R6443-***-PO-RB	2.95
						500	Roller			Moldon Poly. Urethane	S6443-***-MPU-RB	4.17	R6443-***-MPU-RB	3.15
500	Roller			Retort	S6443-***-RET-RB	4.17	R6443-***-RET-RB			3.16				
600	Roller			Phenolic	S6443-***-PH-RB	4.33	R6443-***-PH-RB			3.31				
600	Roller			Solid Steel	S6443-***-SS-RB	6.00	R6443-***-SS-RB			4.97				
600	Roller			Envirothane™	S6443-***-U-RB	4.25	R6443-***-U-RB			3.23				
600	Roller			Envirothane™ Grey - RB	S6443-***-UG-RB	4.25	R6443-***-UG-RB			3.23				
600	Roller			Moldon Urethane	S6443-***-UR-RB	5.29	R6443-***-UR-RB			4.27				
600	Roller			V Groove	S6443-***-VG-RB	6.23	R6443-***-VG-RB			5.21				
700	Roller			Lava™ (475°)	S6443-***-LV-RB	4.43	R6443-***-LV-RB			3.42				
700	Roller			Moldon Alum. Urethane	S6443-***-MAU-RB	4.42	R6443-***-MAU-RB			3.40				
700	Roller	Nyroll™	S6443-***-NYN-RB	4.13	R6443-***-NYN-RB	3.11								
700	Precision	Purthane™	S6443-***-PTN-PB	5.02	R6443-***-PTN-PB	4.00								
700	Roller	RollX™	S6443-***-RX-RB	4.34	R6443-***-RX-RB	3.32								
5"	1 1/2"	350	Roller	4 1/4"	6 1/2"	Moldon Rubber	S6453-***-MR-RB	6.17	R6453-***-MR-RB	5.21				
		350	Roller			ProTech™ Flat	S6453-***-PROF-RB	4.35	R6453-***-PROF-RB	3.39				
		400	Roller			High Temp Phenolic (475°)	S6453-***-HTPH-RB	4.87	R6453-***-HTPH-RB	3.92				
		450	Roller			Polyolefin	S6453-***-PO-RB	4.21	R6453-***-PO-RB	3.25				
		550	Roller			Retort	S6453-***-RET-RB	4.61	R6453-***-RET-RB	3.66				
		600	Roller			Moldon Poly. Urethane	S6453-***-MPU-RB	4.55	R6453-***-MPU-RB	3.59				
		600	Roller			Phenolic	S6453-***-PH-RB	4.83	R6453-***-PH-RB	3.87				
		600	Roller			Solid Steel	S6453-***-SS-RB	6.71	R6453-***-SS-RB	5.75				
		700	Precision			Purthane™	S6453-***-PTN-PB	5.71	R6453-***-PTN-PB	4.75				
		700	Roller			Envirothane™	S6453-***-U-RB	4.81	R6453-***-U-RB	3.85				
		700	Roller			Envirothane™ Grey - RB	S6453-***-UG-RB	4.81	R6453-***-UG-RB	3.85				
		800	Roller			Lava™ (475°)	S6453-***-LV-RB	4.79	R6453-***-LV-RB	3.84				
		800	Roller			Moldon Alum. Urethane	S6453-***-MAU-RB	4.87	R6453-***-MAU-RB	3.91				
		800	Roller			Nyroll™	S6453-***-NYN-RB	4.42	R6453-***-NYN-RB	3.46				
800	Roller	RollX™	S6453-***-RX-RB	4.70	R6453-***-RX-RB	3.74								
800	Roller	Moldon Urethane	S6453-***-UR-RB	6.41	R6453-***-UR-RB	5.45								



STANDARD PLATE: A38H

Plate Thickness: 1/4"

### PLATE DIAGRAMS



WHEEL		CASTER				PART NUMBER					
Diameter	Tread Width	Capacity Lbs	Bearing Type	Swivel Radius	Overall Height	Wheel Type	Swivel	Caster Weight (lbs)	Rigid	Caster Weight (lbs)	
6"	1 1/2"	375	Roller	5"	7 1/2"	ProTech™ Flat	S6463-***-PROF-RB	4.83	R6463-***-PROF-RB	3.91	
		450	Roller			Moldon Rubber	S6463-***-MR-RB	6.91	R6463-***-MR-RB	6.00	
		500	Roller			High Temp Phenolic (475°)	S6463-***-HTPH-RB	5.90	R6463-***-HTPH-RB	5.00	
		550	Roller			Polyolefin	S6463-***-PO-RB	4.89	R6463-***-PO-RB	3.97	
		700	Roller			Moldon Poly. Urethane	S6463-***-MPU-RB	5.00	R6463-***-MPU-RB	4.07	
		700	Roller			Solid Steel	S6463-***-SS-RB	8.09	R6463-***-SS-RB	7.17	
		800	Roller			Moldon Alum. Urethane	S6463-***-MAU-RB	5.39	R6463-***-MAU-RB	4.47	
		800	Roller			Nyroll™	S6463-***-NYN-RB	5.13	R6463-***-NYN-RB	4.21	
		800	Roller			Phenolic	S6463-***-PH-RB	5.27	R6463-***-PH-RB	4.35	
		800	Roller			Envirothane™	S6463-***-U-RB	5.27	R6463-***-U-RB	4.35	
		800	Precision			Envirothane™ Grey - PB	S6463-***-UG-PB	5.33	R6463-***-UG-PB	4.41	
		800	Roller			Envirothane™ Grey - RB	S6463-***-UG-RB	5.27	R6463-***-UG-RB	4.35	
		800	Roller			Moldon Urethane	S6463-***-UR-RB	7.07	R6463-***-UR-RB	6.15	

\* Caster weight and OH based on Plate  
\* See stem options for overall height (OH) differences

### STEMS


#### THREADED STEMS +/-0.00" [0mm] To Std OH

***	DIAMETER	LENGTH	TYPE
1/2-13X4HO	1/2"	4"	NC
5/8-11X4	5/8"	4"	NC
3/4-10X4	3/4"	4"	NC
7/8-9X4	7/8"	4"	NC
1-8X4	1"	4"	NC



#### ROUND STEMS +/-0.00" [0mm] To Std OH

***	DIAMETER	LENGTH	TYPE
500 X 4	1/2"	4"	Plain
625 X 4	5/8"	4"	Plain
750 X 4	3/4"	4"	Plain
875 X 4	7/8"	4"	Plain
1.000 X 4	1"	4"	Plain
1.375 X 4	1 3/8"	4"	Plain



#### METRIC STEMS +/-0.00" [0mm] To Std OH

***	DIAMETER	THREAD SIZE	LENGTH
M12-1.75X4	12mm	1.75	4"
M14-2X4	14mm	2.0	4"
M16-2X4	16mm	2.0	4"
M18-2.5X4	18mm	2.5	4"
M20-2.5X4	20mm	2.5	4"
M22-2.5X4	22mm	2.5	4"
M24-3X4	24mm	3.0	4"
M27-3X4	27mm	3.0	4"

