

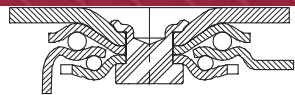


MAXX9™

SERIES

304 STAINLESS STEEL

1,200 LBS



FEATURES

KINGPIN:
RACEWAY:

3/4" diameter heavy duty kingpin
5/16" diameter upper race; 1/4" diameter lower race; hardened stainless steel load bearings

BUSHING:

Stainless steel roller bearings with stainless steel spacer bushing and plastic side washers or stainless steel side washers or complete delrin bearing

AXLE&NUT:
FINISH:

1/2" stainless steel axle, lock washer and nut
304 Stainless steel corrosion resistant and electro polished. May have some magnetism.

LUBRICATION:

Grease nipple in swivel raceway

HARDENED:

Work hardened double ball race

LEG SPACING: 2 1/2"

EXCELLENT FOR:

- Bacteria-free environments
- Hospitals
- Pharmaceutical equipment
- Food equipment
- Food processing
- Machinery
- Moisture friendly environments
- Stock carts
- Platform trucks
- Heavy service equipment
- Garbage bins
- Wire shelving units
- Factory use
- Rugged, yet economical

OPTIONS:

- iLK Directional and Wheel iLock
- iLKW Wheel Only iLock
- iLKS Swivel Only iLock
- iLKS4 4 Position Swivel Only iLock
- iLK4 4 Position Swivel and Wheel iLock
- SLB Side Locking Brake (Rigid only)
- TSB Thumb Screw Brake
- BB Ball Bearing (NOT Stainless Steel)
- BBSS Stainless Steel Ball Bearing
- BR Bronze Bearing
- DB Delrin Bearing
- PB Precision Ball Bearing
- PBSS Stainless Steel Precision Ball Bearing
- RB Stainless Steel Roller Bearing (only)
- C Raceway Seal
- EXP Expandable stems
- TG Thread Guards
- Z Zerk in Wheel



WHEEL		CASTER				PART NUMBER				
Diameter	Tread Width	Capacity Lbs.	Bearing Type	Swivel Radius	Overall Height	Wheel Type	Swivel	Caster Weight (lbs)	Rigid	Caster Weight (lbs)
3"	2"	800 1,200	Roller Roller	3 1/8"	4 1/4"	Lava™-WOW (475°)	S6539-***-LVW-RB*	4.28	R6539-***-LVW-RB*	3.45
						RollX™-WOW	S6539-***-RXW-RB*	4.23	R6539-***-RXW-RB*	3.41
4"	2"	400	Roller	3 3/4"	5 5/8"	Moldon Alum. Rubber	S6549-***-MAR-RB	5.01	R6549-***-MAR-RB	4.04
		400	Roller			ProTech™ Crown	S6549-***-PRO-RB	4.51	R6549-***-PRO-RB	3.54
		500	Roller			Retort-WOW	S6549-***-RETW-RB	4.44	R6549-***-RETW-RB	3.47
		550	Roller			Polyolefin	S6549-***-POX-RB	4.23	R6549-***-POX-RB	3.26
		600	Roller			High Temp Phenolic (475°)	S6549-***-HTPH-RB	5.21	R6549-***-HTPH-RB	4.25
		700	Roller			Moldon Poly. Urethane	S6549-***-MPU-RB	4.59	R6549-***-MPU-RB	3.62
		750	Roller			ALTHane™	S6549-***-ALT-RB	4.43	R6549-***-ALT-RB	3.46
		800	Roller			Lava™ (475°)	S6549-***-LV-RB	4.49	R6549-***-LV-RB	3.52
		800	Roller			Moldon Alum. Urethane	S6549-***-MAU-RB	4.81	R6549-***-MAU-RB	3.84
		800	Roller			Phenolic	S6549-***-PH-RB	4.82	R6549-***-PH-RB	3.85
		800	Roller			RollX™	S6549-***-RX-RB	4.44	R6549-***-RX-RB	3.47
		900	Roller			Lava™-WOW (475°)	S6549-***-LVW-RB	4.64	R6549-***-LVW-RB	3.73
		900	Precision			PurThane™	S6549-***-PTN-PB	4.67	R6549-***-PTN-PB	3.75
		1,000	Roller			Nyroll™	S6549-***-NYNW-RB	4.59	R6549-***-NYNW-RB	3.62
		1,000	Roller			Envirothane™	S6549-***-U-RB	4.63	R6549-***-U-RB	3.66
		1,000	Roller			Envirothane™ Grey-WOW-RB	S6549-***-UGW-RB	4.71	R6549-***-UGW-RB	3.74
1,000	Precision	Envirothane™ Grey - PB	S6549-***-UG-PB	4.62	R6549-***-UG-PB	3.64				
1,200	Roller	RollX™-WOW	S6549-***-RXW-RB	4.64	R6549-***-RXW-RB	3.73				
5"	2"	350	Ball	4 7/16"	6 1/2"	Alum. Rubber Grey	S6559-***-ARG-BB	5.75	R6559-***-ARG-BB	4.95
		350	Roller			Soft Rubber	S6559-***-SR-RB	5.77	R6559-***-SR-RB	4.96
		425	Roller			ProTech™ Crown	S6559-***-PRO-RB	4.98	R6559-***-PRO-RB	4.17
		500	Roller			Moldon Alum. Rubber	S6559-***-MAR-RB	5.44	R6559-***-MAR-RB	4.63
		650	Roller			Polyolefin	S6559-***-POX-RB	4.49	R6559-***-POX-RB	3.68
		650	Roller			Retort-WOW	S6559-***-RETW-RB	4.98	R6559-***-RETW-RB	4.17
		750	Roller			High Temp Phenolic (475°)	S6559-***-HTPH-RB	5.53	R6559-***-HTPH-RB	4.73
		800	Roller			Lava™ (475°)	S6559-***-LV-RB	4.83	R6559-***-LV-RB	4.02
		900	Roller			Moldon Poly. Urethane	S6559-***-MPU-RB	5.22	R6559-***-MPU-RB	4.41
		950	Roller			ALTHane™	S6559-***-ALT-RB	4.84	R6559-***-ALT-RB	4.03
		1,000	Roller			Moldon Alum. Urethane	S6559-***-MAU-RB	5.34	R6559-***-MAU-RB	4.53
		1,000	Roller			Phenolic	S6559-***-PH-RB	5.44	R6559-***-PH-RB	4.63
		1,000	Precision			PurThane™	S6559-***-PTN-PB	5.62	R6559-***-PTN-PB	4.86
		1,000	Roller			RollX™	S6559-***-RX-RB	4.78	R6559-***-RX-RB	3.97
		1,000	Roller			Envirothane™	S6559-***-U-RB	5.24	R6559-***-U-RB	4.43
		1,000	Roller			Envirothane™ Grey-WOW-RB	S6559-***-UGW-RB	5.14	R6559-***-UGW-RB	4.33
1,000	Precision	Envirothane™ Grey - PB	S6559-***-UG-PB	5.28	R6559-***-UG-PB	4.47				
1,100	Roller	Lava™-WOW (475°)	S6559-***-LVW-RB	5.14	R6559-***-LVW-RB	4.33				
1,200	Roller	Nyroll™	S6559-***-NYNW-RB	5.08	R6559-***-NYNW-RB	4.27				
1,200	Roller	RollX™-WOW	S6559-***-RXW-RB	5.14	R6559-***-RXW-RB	4.33				

* Caster weight and OH based on Plate

* See stem options for overall height (OH) differences

* TSB, Thumb Screw Brake only option with 6539

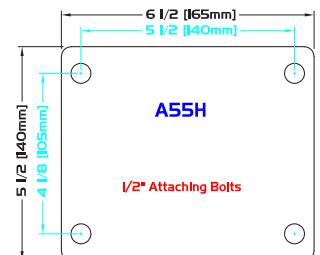
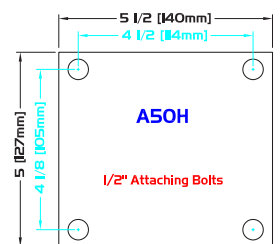
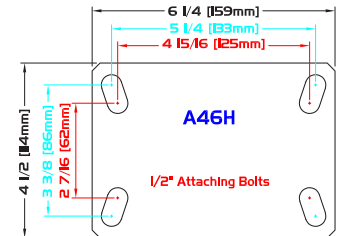
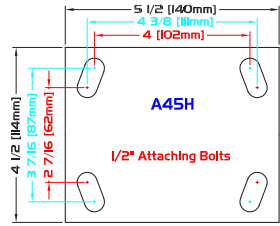
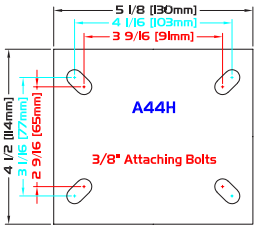
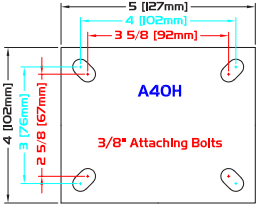
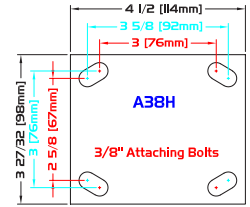


COMPONENT

STANDARD SWIVEL PLATE: A38H

H - Plate Thickness: 1/4"

PLATE DIAGRAMS



WHEEL		CASTER		PART NUMBER							
Diameter	Tread Width	Capacity Lbs.	Bearing Type	Swivel Radius	Overall Height	Wheel Type	Swivel	Caster Weight (lbs)	Rigid	Caster Weight (lbs)	
6"	2"	450	Ball	5"	7 1/2"	Balloon Cushion Rubber Grey	S6569-***-BARG-BB	6.15	R6569-***-BARG-BB	5.31	
		450	Roller			ProTech™ Crown	S6569-***-PRO-RB	5.35	R6569-***-PRO-RB	4.50	
		500	Roller			Moldon Alum. Rubber	S6569-***-MAR-RB	6.03	R6569-***-MAR-RB	5.18	
		500	Roller			ProTech™ Flat	S6569-***-PROF-RB	5.35	R6569-***-PROF-RB	4.50	
		700	Roller			Polyolefin	S6569-***-POX-RB	4.72	R6569-***-POX-RB	3.87	
		700	Roller			Retort-WOW	S6569-***-RETW-RB	5.07	R6569-***-RETW-RB	3.32	
		900	Roller			High Temp Phenolic (475°)	S6569-***-HTPH-RB	6.40	R6569-***-HTPH-RB	4.61	
		900	Roller			Moldon Poly. Urethane	S6569-***-MPU-RB	5.81	R6569-***-MPU-RB	4.61	
		950	Precision			Envirothane™ Grey Gawned-PB	S6569-***-UGC-PB	5.69	R6569-***-UGC-PB	4.96	
		1,000	Precision			PurThane™	S6569-***-PTN-PB	6.30	R6569-***-PTN-PB	5.50	
		1,100	Roller			Lava™ (475°)	S6569-***-LV-RB	5.12	R6569-***-LV-RB	5.56	
		1,100	Roller			Envirothane™	S6569-***-U-RB	5.99	R6569-***-U-RB	4.27	
		1,100	Roller			Envirothane™ Grey-WOW-RB	S6569-***-UGW-RB	5.62	R6569-***-UGW-RB	4.77	
		1,100	Precision			Envirothane™ Grey - PB	S6569-***-UG-PB	5.74	R6569-***-UG-PB	3.87	
		1,150	Roller			ALThane™	S6569-***-ALT-RB	5.46	R6569-***-ALT-RB	4.77	
		1,150	Roller			ALThane™-WOW	S6569-***-ALTWOW-RB	5.46	R6569-***-ALTWOW-RB	5.46	
		1,200	Roller			Lava™-WOW (475°)	S6569-***-LVW-RB	5.65	R6569-***-LVW-RB	4.22	
		1,200	Roller			Moldon Alum. Urethane	S6569-***-MAU-RB	5.99	R6569-***-MAU-RB	3.92	
		1,200	Roller			Nyroll™	S6569-***-NYNW-RB	5.62	R6569-***-NYNW-RB	3.87	
		1,200	Roller			Phenolic	S6569-***-PH-RB	6.31	R6569-***-PH-RB	5.14	
1,200	Roller	RollX™	S6569-***-RX-RB	5.07	R6569-***-RX-RB	4.89					
1,200	Precision	RollX™-WOW-PB	S6569-***-RXW-PB	5.60	R6569-***-RXW-PB	5.14					
1,200	Roller	RollX™-WOW	S6569-***-RXW-RB	5.65	R6569-***-RXW-RB	4.84					

* Caster weight and OH based on Plate
 * See stem options for overall height (OH) differences



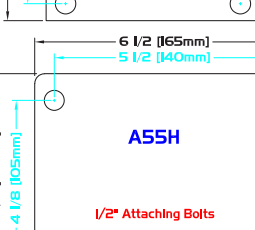
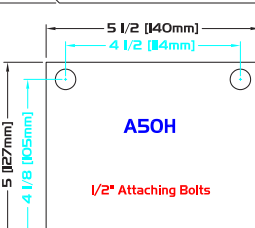
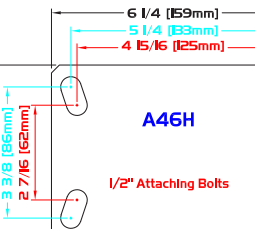
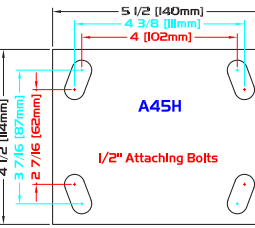
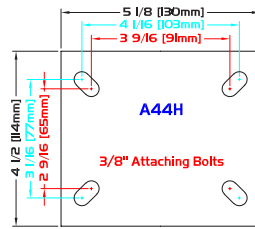
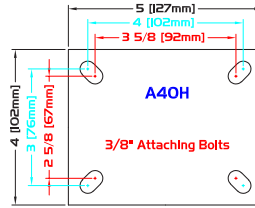
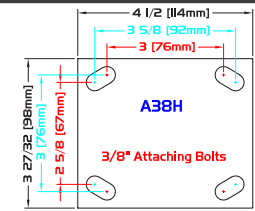
PLATE DIAGRAMS

STANDARD SWIVEL PLATE: A38H

H - Plate Thickness: 1/4"

WHEEL		CASTER				PART NUMBER					
Diameter	Tread Width	Capacity Lbs.	Bearing Type	Swivel Radius	Overall Height	Wheel Type	Swivel	Caster Weight (lbs)	Rigid	Caster Weight (lbs)	
8"	2"	550	Ball	6"	9 1/2"	Balloon Cushion Rubber Grey	S6589-***-BARG-BB	7.99	R6589-***-BARG-BB	7.28	
		600	Roller			Moldon Alum. Rubber	S6589-***-MAR-RB	7.17	R6589-***-MAR-RB	6.45	
		600	Roller			ProTech™ Crown	S6589-***-PRO-RB	6.48	R6589-***-PRO-RB	5.76	
		675	Roller			ProTech™ Flat	S6589-***-PROF-RB	6.44	R6589-***-PROF-RB	5.72	
		900	Roller			Polyolefin	S6589-***-POX-RB	5.46	R6589-***-POX-RB	4.74	
		900	Roller			Retort-WOW	S6589-***-RETW-RB	6.79	R6589-***-RETW-RB	6.07	
		1,000	Roller			Moldon Poly. Urethane	S6589-***-MPU-RB	6.63	R6589-***-MPU-RB	5.91	
		1,100	Roller			High Temp Phenolic (475°)	S6589-***-HTPH-RB	8.00	R6589-***-HTPH-RB	7.29	
		1,100	Precision			Envirothane™ Grey Crowned-PB	S6589-***-UGC-PB	7.17	R6589-***-UGC-PB	6.45	
		1,200	Roller			ALThane™	S6589-***-ALT-RB	6.31	R6589-***-ALT-RB	5.59	
		1,200	Roller			Lava™ (475°)	S6589-***-LV-RB	6.20	R6589-***-LV-RB	5.48	
		1,200	Roller			Lava™-WOW (475°)	S6589-***-LVW-RB	6.56	R6589-***-LVW-RB	5.84	
		1,200	Roller			Moldon Alum. Urethane	S6589-***-MAU-RB	7.35	R6589-***-MAU-RB	6.63	
		1,200	Roller			Nyroll™	S6589-***-NYNW-RB	6.76	R6589-***-NYNW-RB	6.04	
		1,200	Roller			Phenolic	S6589-***-PH-RB	7.91	R6589-***-PH-RB	7.19	
		1,200	Precision			PurThane™	S6589-***-PTN-PB	8.09	R6589-***-PTN-PB	7.42	
		1,200	Roller			RollX™	S6589-***-RX-RB	6.15	R6589-***-RX-RB	5.43	
		1,200	Roller			RollX™-WOW	S6589-***-RXW-RB	6.56	R6589-***-RXW-RB	5.84	
		1,200	Roller			Envirothane™	S6589-***-U-RB	7.25	R6589-***-U-RB	6.53	
		1,200	Roller			Envirothane™ Grey-WOW-RB	S6589-***-UGW-RB	7.01	R6589-***-UGW-RB	6.29	
1,200	Precision	Envirothane™ Grey - PB	S6589-***-UG-PB	6.04	R6589-***-UG-PB	6.39					


* Caster weight and OH based on Plate
* See stem options for overall height (OH) differences



STEMS

STANDARD THREADED LENGTH: 4"
 STANDARD ROUND LENGTH: 4"
 STANDARD METRIC LENGTH: 4"

CUSTOM DIAMETERS: any
 STANDARD LENGTHS: any



Threaded Stem



Round Stem



Metric Stem

THREADED STEMS +/-0.00" [0mm] To Std OH

***	DIAMETER	LENGTH	TYPE
1/2-13X4H0	1/2"	4"	NC
5/8-11X4	5/8"	4"	NC
3/4-10X4	3/4"	4"	NC
7/8-9X4	7/8"	4"	NC
1-8X4	1"	4"	NC

ROUND STEMS +/-0.00" [0mm] To Std OH

***	DIAMETER	LENGTH	TYPE
500 X 4	1/2"	4"	Plain
625 X 4	5/8"	4"	Plain
750 X 4	3/4"	4"	Plain
875 X 4	7/8"	4"	Plain
1.000 X 4	1"	4"	Plain
1.375 X 4	1 3/8"	4"	Plain

METRIC STEMS +/-0.00" [0mm] To Std OH

***	DIAMETER	THREAD SIZE	LENGTH
M12-1.75X4	12mm	1.75	4"
M14-2X4	14mm	2.0	4"
M16-2X4	16mm	2.0	4"
M18-2.5X4	18mm	2.5	4"
M20-2.5X4	20mm	2.5	4"
M22-2.5X4	22mm	2.5	4"
M24-3X4	24mm	3.0	4"
M27-3X4	27mm	3.0	4"

BOLT HOLES

BOLT HOLES +/-0.00" [0mm] To Std OH

***	DIAMETER
3/8HOLE	3/8"
1/2HOLE	1/2"



Bolt Hole

* All Stems are Stainless Steel

