



6803 SERIES

Available in Stainless Steel (see 6809 series)

1,500 LBS



FEATURES

KINGPIN: 3/4" diameter nut and bolt coined
RACEWAY: 3/8" diameter upper race; 5/16" diameter lower race; hardened steel load bearings
BUSHING: Roller bearings with drilled hardened steel spanner bushing and plastic side washers

AXLE&NUT: 1/2" zerk axle and lock nut (except with PB)
FINISH: Corrosion resistant bright zinc
LUBRICATION: Grease nipple in lower race
HARDENED: Work hardened double ball race
LEG SPACING: 2 1/2"

EXCELLENT FOR:

- Platform trucks
- Garbage and Cargo containers
- Food handling equipment
- A wide variety of other medium and heavy-duty material handling functions



WHEEL

CASTER

PART NUMBER

OPTIONS:

- SLB Side Locking Brake
- TLB Top Locking Brake
- TLB1 ALGrip
- TLB2 Top Locking Brake w/extra large pedal
- TSB Thumb Screw Brake
- UWB Universal Wheel Brake
- 1PSL 1 Position Swivel Lock
- 2PSL 2 Position Swivel Lock
- 3PSL 3 Position Swivel Lock
- 4PSL 4 Position Swivel Lock without wings (welded)
- BB Ball Bearing
- BR Bronze Bearing
- DB Delrin Bearing
- NB Nylon Roller Bearing
- PB Precision Ball Bearing
- RBC Caged Roller Bearing
- C Raceway Seal
- DW Double Welding
- OH Special Overall Height
- SSW Steel Side Washer
- SWH Heat-treated Side Washer
- TG Thread Guards
- Z Zerk in Wheel

SPECIAL:

Available in stainless steel (see 6809 series)

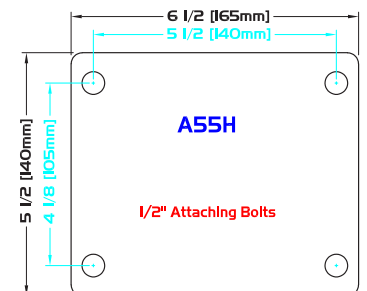
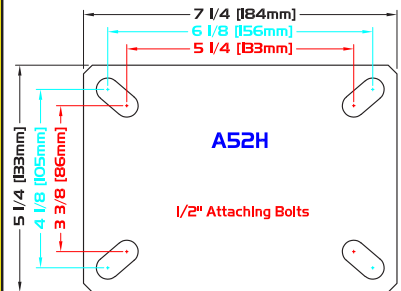
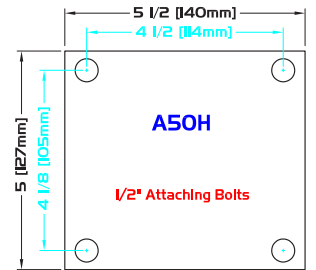
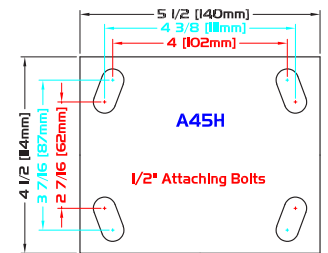
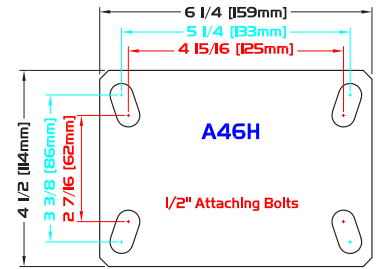
| Diameter | Tread Width | Capacity Lbs. | Bearing Type | Swivel Radius | Overall Height | Wheel Type | Swivel | Caster Weight (lbs) | Rigid | | Caster Weight (lbs) |
|----------|-------------|-----------------------|------------------|---------------|------------------|---------------------------|-------------------|---------------------|-------------------|---------------------|---------------------|
| | | | | | | | | | Rigid | Caster Weight (lbs) | |
| 4" | 2" | 400 | Roller | 3 13/16" | 5 5/8" | Moldon Alum. Rubber | S6843-***-MAR-RB | 6.82 | R6843-***-MAR-RB | 5.15 | |
| | | 400 | Roller | | | Moldon Rubber | S6843-***-MR-RB | 8.32 | R6843-***-MR-RB | 6.65 | |
| | | 400 | Roller | | | ProTech™ Crown | S6843-***-PRO-RB | 6.32 | R6843-***-PRO-RB | 4.65 | |
| | | 550 | Roller | | | Polyolefin | S6843-***-POX-RB | 6.03 | R6843-***-POX-RB | 4.37 | |
| | | 600 | Roller | | | High Temp Phenolic (475°) | S6843-***-HTPH-RB | 7.02 | R6843-***-HTPH-RB | 5.36 | |
| | | 700 | Roller | | | Moldon Poly. Urethane | S6843-***-MPU-RB | 6.40 | R6843-***-MPU-RB | 4.73 | |
| | | 700 | Roller | | | Solid Steel | S6843-***-SS-RB | 8.22 | R6843-***-SS-RB | 6.55 | |
| | | 750 | Roller | | | ALTHane™ | S6843-***-ALT-RB | 6.24 | R6843-***-ALT-RB | 4.57 | |
| | | 800 | Roller | | | Lava™ (475°) | S6843-***-LV-RB | 6.29 | R6843-***-LV-RB | 4.63 | |
| | | 800 | Roller | | | Moldon Alum. Urethane | S6843-***-MAU-RB | 6.62 | R6843-***-MAU-RB | 4.95 | |
| | | 800 | Roller | | | Phenolic | S6843-***-PH-RB | 6.63 | R6843-***-PH-RB | 4.96 | |
| | | 800 | Roller | | | RollX™ | S6843-***-RX-RB | 6.24 | R6843-***-RX-RB | 4.58 | |
| | | 800 | Roller | | | Moldon Urethane | S6843-***-UR-RB | 7.92 | R6843-***-UR-RB | 6.25 | |
| | | 800 | Roller | | | Moldon Urethane Crown | S6843-***-URC-RB | 7.90 | R6843-***-URC-RB | 6.37 | |
| | | 800 | Roller | | | Lava™-WOW (475°) | S6843-***-LVW-RB | 6.36 | R6843-***-LVW-RB | 4.84 | |
| | | 900 | Roller | | | PurThane™ | S6843-***-PTN-PB | 6.41 | R6843-***-PTN-PB | 4.89 | |
| | | 1,000 | Roller | | | Nyroll™ | S6843-***-NYNW-RB | 6.40 | R6843-***-NYNW-RB | 4.73 | |
| | | 1,000 | Roller | | | Envirothane™ | S6843-***-U-RB | 6.44 | R6843-***-U-RB | 4.77 | |
| | | 1,000 | Precision | | | Envirothane™ Grey - PB | S6843-***-UG-PB | 6.43 | R6843-***-UG-PB | 4.77 | |
| | | 1,000 | Precision | | | Envirothane™ Grey-WOW-RB | S6843-***-UGW-RB | 6.44 | R6843-***-UGW-RB | 4.77 | |
| 1,000 | Roller | V Groove | S6843-***-VG-RB | 9.24 | R6843-***-VG-RB | 7.57 | | | | | |
| 1,200 | Roller | RollX™-WOW | S6843-***-RXW-RB | 6.36 | R6843-***-RXW-RB | 4.84 | | | | | |
| 5" | 2" | 350 | Ball | 4" | 6 1/2" | Alum. Rubber Grey | S6853-***-ARG-BB | 7.51 | R6853-***-ARG-BB | 5.69 | |
| | | 350 | Roller | | | Soft Rubber | S6853-***-SR-RB | 7.49 | R6853-***-SR-RB | 5.66 | |
| | | 425 | Roller | | | ProTech™ Crown | S6853-***-PRO-RB | 6.70 | R6853-***-PRO-RB | 4.87 | |
| | | 450 | Roller | | | Moldon Rubber | S6853-***-MR-RB | 8.38 | R6853-***-MR-RB | 6.55 | |
| | | 500 | Roller | | | Moldon Alum. Rubber | S6853-***-MAR-RB | 7.16 | R6853-***-MAR-RB | 5.33 | |
| | | 650 | Roller | | | Polyolefin | S6853-***-POX-RB | 6.20 | R6853-***-POX-RB | 4.38 | |
| | | 750 | Roller | | | High Temp Phenolic (475°) | S6853-***-HTPH-RB | 7.25 | R6853-***-HTPH-RB | 5.43 | |
| | | 800 | Roller | | | Lava™ (475°) | S6853-***-LV-RB | 6.54 | R6853-***-LV-RB | 4.72 | |
| | | 900 | Roller | | | Moldon Poly. Urethane | S6853-***-MPU-RB | 6.94 | R6853-***-MPU-RB | 5.11 | |
| | | 950 | Roller | | | ALTHane™ | S6853-***-ALT-RB | 6.56 | R6853-***-ALT-RB | 4.73 | |
| | | 1,000 | Roller | | | Moldon Alum. Urethane | S6853-***-MAU-RB | 7.06 | R6853-***-MAU-RB | 5.23 | |
| | | 1,000 | Roller | | | Phenolic | S6853-***-PH-RB | 7.16 | R6853-***-PH-RB | 5.33 | |
| | | 1,000 | Precision | | | PurThane™ | S6853-***-PTN-PB | 7.27 | R6853-***-PTN-PB | 5.58 | |
| | | 1,000 | Roller | | | RollX™ | S6853-***-RX-RB | 6.49 | R6853-***-RX-RB | 4.67 | |
| | | 1,000 | Roller | | | Solid Steel | S6853-***-SS-RB | 9.20 | R6853-***-SS-RB | 7.37 | |
| | | 1,000 | Roller | | | Envirothane™ | S6853-***-U-RB | 6.96 | R6853-***-U-RB | 5.13 | |
| | | 1,000 | Precision | | | Envirothane™ Grey - PB | S6853-***-UG-PB | 6.64 | R6853-***-UG-PB | 5.19 | |
| | | 1,000 | Precision | | | Envirothane™ Grey-WOW-RB | S6853-***-UGW-RB | 6.96 | R6853-***-UGW-RB | 5.13 | |
| | | 1,100 | Roller | | | Lava™-WOW (475°) | S6853-***-LVW-RB | 6.71 | R6853-***-LVW-RB | 5.03 | |
| | | 1,200 | Roller | | | Nyroll™ | S6853-***-NYNW-RB | 6.80 | R6853-***-NYNW-RB | 4.97 | |
| 1,200 | Roller | Moldon Urethane | S6853-***-UR-RB | 9.00 | R6853-***-UR-RB | 7.17 | | | | | |
| 1,200 | Roller | Moldon Urethane Crown | S6853-***-URC-RB | 8.16 | R6853-***-URC-RB | 6.47 | | | | | |
| 1,400 | Roller | V Groove | S6853-***-VG-RB | 10.22 | R6853-***-VG-RB | 8.39 | | | | | |
| 1,500 | Roller | Ductile Iron Crowned | S6853-***-DIC-RB | 9.78 | R6853-***-DIC-RB | 7.95 | | | | | |
| 1,500 | Roller | RollX™-WOW | S6853-***-RXW-RB | 6.71 | R6853-***-RXW-RB | 5.03 | | | | | |



STANDARD PLATE: A46H

H - Plate Thickness: 1/4"

PLATE DIAGRAMS




| WHEEL | | CASTER | | PART NUMBER | | | | | | | |
|----------|-------------|---------------|------------------|---------------|------------------|-----------------------------|----------------------|---------------------|----------------------|---------------------|--|
| Diameter | Tread Width | Capacity Lbs. | Bearing Type | Swivel Radius | Overall Height | Wheel Type | Swivel | Caster Weight (lbs) | Rigid | Caster Weight (lbs) | |
| 6" | 2" | 275 | Precision | 4 3/4" | 7 1/2" | Flat Free | S6863-***-FFC-PBB | 6.89 | R6863-***-FFC-PBB | 5.37 | |
| | | 450 | Ball | | | Balloon Cushion Rubber Grey | S6863-***-BARG-BB | 7.95 | R6863-***-BARG-BB | 6.28 | |
| | | 450 | Roller | | | ProTech™ Crown | S6863-***-PRO-RB | 7.10 | R6863-***-PRO-RB | 5.43 | |
| | | 500 | Roller | | | Moldon Alum. Rubber | S6863-***-MAR-RB | 7.78 | R6863-***-MAR-RB | 6.11 | |
| | | 550 | Roller | | | Moldon Rubber | S6863-***-MR-RB | 9.46 | R6863-***-MR-RB | 7.79 | |
| | | 600 | Roller | | | ProTech™ Flat | S6863-***-PROF-RB | 7.10 | R6863-***-PROF-RB | 5.43 | |
| | | 800 | Roller | | | Polyolefin | S6863-***-POX-RB | 6.46 | R6863-***-POX-RB | 4.79 | |
| | | 900 | Roller | | | High Temp Phenolic (475°) | S6863-***-HTPH-RB | 8.15 | R6863-***-HTPH-RB | 6.48 | |
| | | 900 | Roller | | | Moldon Poly. Urethane | S6863-***-MPU-RB | 7.56 | R6863-***-MPU-RB | 5.89 | |
| | | 950 | Precision | | | Envirothane™ Grey Crowned | S6863-***-UGC-PB | 7.45 | R6863-***-UGC-PB | 5.78 | |
| | | 1,000 | Precision | | | PurThane™ | S6863-***-PTN-PB | 7.98 | R6863-***-PTN-PB | 6.46 | |
| | | 1,100 | Roller | | | Lava™ (475°) | S6863-***-LV-RB | 6.85 | R6863-***-LV-RB | 5.18 | |
| | | 1,100 | Roller | | | Envirothane™ | S6863-***-U-RB | 7.74 | R6863-***-U-RB | 6.07 | |
| | | 1,100 | Precision | | | Envirothane™ Grey - PB | S6863-***-UG-PB | 7.50 | R6863-***-UG-PB | 5.83 | |
| | | 1,100 | Roller | | | Envirothane™ Grey-WOW-RB | S6863-***-UGW-RB | 7.74 | R6863-***-UGW-RB | 6.07 | |
| | | 1,150 | Roller | | | ALThane™ | S6863-***-ALT-RB | 7.21 | R6863-***-ALT-RB | 5.54 | |
| | | 1,150 | Roller | | | ALThane™-WOW | S6863-***-ALTWOW-RB | 7.21 | R6863-***-ALTWOW-RB | 5.54 | |
| | | 1,200 | Roller | | | Lava™-WOW (475°) | S6863-***-LWV-RB | 7.39 | R6863-***-LWV-RB | 5.73 | |
| | | 1,200 | Roller | | | Moldon Alum. Urethane | S6863-***-MAU-RB | 7.74 | R6863-***-MAU-RB | 6.07 | |
| | | 1,200 | Roller | | | Phenolic | S6863-***-PH-RB | 8.06 | R6863-***-PH-RB | 6.39 | |
| | | 1,200 | Roller | | | RollX™ | S6863-***-RX-RB | 6.81 | R6863-***-RX-RB | 5.14 | |
| | | 1,200 | Roller | | | Solid Steel | S6863-***-SS-RB | 10.44 | R6863-***-SS-RB | 8.77 | |
| | | 1,250 | Roller | | | Moldon Urethane | S6863-***-UR-RB | 9.92 | R6863-***-UR-RB | 8.25 | |
| | | 1,250 | Roller | | | Moldon Urethane Crown | S6863-***-URC-RB | 9.19 | R6863-***-URC-RB | 7.66 | |
| | | 1,400 | Roller | | | Nyrol™ | S6863-***-NYNW-RB | 7.37 | R6863-***-NYNW-RB | 5.70 | |
| | | 1,400 | Roller | | | V Groove | S6863-***-VG-RB | 11.56 | R6863-***-VG-RB | 9.89 | |
| | | 1,500 | Roller | | | Ductile Iron Crowned | S6863-***-DIC-RB | 10.90 | R6863-***-DIC-RB | 9.23 | |
| | | 1,500 | Precision | | | RollX™-WOW-PB | S6863-***-RXW-PB | 7.69 | R6863-***-RXW-PB | 6.03 | |
| 1,500 | Roller | RollX™-WOW | S6863-***-RXW-RB | 7.39 | R6863-***-RXW-RB | 5.73 | | | | | |
| 2 1/2" | 2 1/2" | 700 | Roller | 4 3/4" | 7 1/2" | Moldon Rubber | S68625-***-MR-RB-DW | 13.06 | R68625-***-MR-RB-DW | 11.40 | |
| | | 1,200 | Precision | | | Envirothane™ Grey - PB | S68625-***-UG-PB-DW | 9.75 | R68625-***-UG-PB-DW | 8.09 | |
| | | 1,200 | Roller | | | Envirothane™ Grey - RB | S68625-***-UG-RB-DW | 9.86 | R68625-***-UG-RB-DW | 8.20 | |
| | | 1,200 | Roller | | | Envirothane™ | S68625-***-U-RB-DW | 9.86 | R68625-***-U-RB-DW | 8.20 | |
| | | 1,300 | Roller | | | ALThane™ | S68625-***-ALT-RB-DW | 9.06 | R68625-***-ALT-RB-DW | 7.40 | |
| | | 1,500 | Roller | | | Phenolic | S68625-***-PH-RB-DW | 10.76 | R68625-***-PH-RB-DW | 9.10 | |
| | | 1,500 | Roller | | | Moldon Urethane | S68625-***-UR-RB-DW | 13.78 | R68625-***-UR-RB-DW | 12.12 | |
| | | 1,500 | Roller | | | Solid Steel | S68625-***-SS-RB-DW | 16.98 | R68625-***-SS-RB-DW | 15.32 | |
| | | 1,500 | Roller | | | V Groove | S68625-***-VG-RB-DW | 15.46 | R68625-***-VG-RB-DW | 13.80 | |

* Caster weight and OH based on Plate
* See stem options for overall height (OH) differences

STEMS

STANDARD THREADED LENGTH: 4"
 STANDARD ROUND LENGTH: 4"
 STANDARD METRIC LENGTH: 4"

CUSTOM DIAMETERS: any
 STANDARD LENGTHS: any



WHEEL CASTER PART NUMBER

| Diameter | Tread Width | Capacity Lbs. | Bearing Type | Swivel Radius | Overall Height | Wheel Type | Swivel | Caster Weight (lbs) | Rigid | Caster Weight (lbs) |
|----------|-------------|-----------------------|-------------------|------------------------|----------------------|-----------------------------|----------------------|---------------------|-------------------|---------------------|
| 8" | 2" | 280 | Precision | 6 1/4" | 9 1/2" | Flat Free | S6883-***-FFC-PBB | 7.46 | R6883-***-FFC-PBB | 5.87 |
| | | 550 | Ball | | | Balloon Cushion Rubber Grey | S6883-***-BARG-BB | 10.02 | R6883-***-BARG-BB | 8.29 |
| | | 600 | Roller | | | Moldon Alum. Rubber | S6883-***-MAR-RB | 9.17 | R6883-***-MAR-RB | 7.43 |
| | | 600 | Roller | | | Moldon Rubber | S6883-***-MR-RB | 11.79 | R6883-***-MR-RB | 10.05 |
| | | 600 | Roller | | | ProTech™ Crown | S6883-***-PRO-RB | 8.48 | R6883-***-PRO-RB | 6.74 |
| | | 675 | Roller | | | ProTech™ Flat | S6883-***-PROF-RB | 8.48 | R6883-***-PROF-RB | 6.74 |
| | | 900 | Roller | | | Polyolefin | S6883-***-POX-RB | 7.45 | R6883-***-POX-RB | 5.72 |
| | | 1,000 | Roller | | | Moldon Poly. Urethane | S6883-***-MPU-RB | 8.63 | R6883-***-MPU-RB | 6.89 |
| | | 1,100 | Roller | | | High Temp Phenolic (475°) | S6883-***-HTPH-RB | 10.00 | R6883-***-HTPH-RB | 8.27 |
| | | 1,100 | Precision | | | Envirothane™ Grey Crowned | S6883-***-UGC-PB | 9.18 | R6883-***-UGC-PB | 7.45 |
| | | 1,200 | Roller | | | ALThane™ | S6883-***-ALT-RB | 8.31 | R6883-***-ALT-RB | 6.57 |
| | | 1,200 | Roller | | | Lava™ (475°) | S6883-***-LV-RB | 8.19 | R6883-***-LV-RB | 6.46 |
| | | 1,200 | Precision | | | PurThane™ | S6883-***-PTN-PB | 10.02 | R6883-***-PTN-PB | 8.43 |
| | | 1,200 | Roller | | | Envirothane™ | S6883-***-U-RB | 9.25 | R6883-***-U-RB | 7.51 |
| | | 1,200 | Precision | | | Envirothane™ Grey - PB | S6883-***-UG-PB | 9.12 | R6883-***-UG-PB | 7.39 |
| | | 1,200 | Roller | | | Envirothane™ Grey-WOW-RB | S6883-***-UGW-RB | 9.25 | R6883-***-UGW-RB | 7.51 |
| | | 1,300 | Roller | | | Lava™-WOW (475°) | S6883-***-LVW-RB | 8.41 | R6883-***-LVW-RB | 6.82 |
| | | 1,400 | Roller | | | Phenolic | S6883-***-PH-RB | 9.91 | R6883-***-PH-RB | 8.17 |
| | | 1,400 | Roller | | | RollX™ | S6883-***-RX-RB | 8.14 | R6883-***-RX-RB | 6.41 |
| | | 1,400 | Roller | | | Solid Steel | S6883-***-SS-RB | 13.35 | R6883-***-SS-RB | 11.61 |
| 1,400 | Roller | V Groove | S6883-***-VG-RB | 15.31 | R6883-***-VG-RB | 13.57 | | | | |
| 1,500 | Roller | Moldon Alum. Urethane | S6883-***-MAU-RB | 9.35 | R6883-***-MAU-RB | 7.61 | | | | |
| 1,500 | Roller | Nyrol™ | S6883-***-NYNW-RB | 8.76 | R6883-***-NYNW-RB | 7.02 | | | | |
| 1,500 | Roller | RollX™-WOW | S6883-***-RXW-RB | 8.41 | R6883-***-RXW-RB | 6.82 | | | | |
| 1,500 | Roller | Moldon Urethane | S6883-***-UR-RB | 12.51 | R6883-***-UR-RB | 10.77 | | | | |
| 1,500 | Roller | Moldon Urethane Crown | S6883-***-URC-RB | 11.93 | R6883-***-URC-RB | 10.33 | | | | |
| 2 1/2" | 2 1/2" | 850 | Roller | Moldon Rubber | S68825-***-MR-RB-DW | 16.51 | R68825-***-MR-RB-DW | 14.86 | | |
| | | 1,400 | Roller | ALThane™ | S68825-***-ALT-RB-DW | 10.83 | R68825-***-ALT-RB-DW | 9.18 | | |
| | | 1,500 | Precision | Envirothane™ Grey - PB | S68825-***-UG-PB-DW | 12.03 | R68825-***-UG-PB-DW | 10.38 | | |
| | | 1,500 | Roller | Envirothane™ Grey - RB | S68825-***-UG-RB-DW | 12.29 | R68825-***-UG-RB-DW | 10.64 | | |
| | | 1,500 | Roller | Envirothane™ | S68825-***-U-RB-DW | 12.29 | R68825-***-U-RB-DW | 10.64 | | |
| | | 1,500 | Roller | Phenolic | S68825-***-PH-RB-DW | 13.20 | R68825-***-PH-RB-DW | 11.55 | | |
| | | 1,500 | Roller | Moldon Urethane | S68825-***-UR-RB-DW | 19.15 | R68825-***-UR-RB-DW | 17.50 | | |
| | | 1,500 | Roller | Solid Steel | S68825-***-SS-RB-DW | 22.79 | R68825-***-SS-RB-DW | 21.14 | | |
| | | 1,500 | Roller | V Groove | S68825-***-VG-RB-DW | 21.43 | R68825-***-VG-RB-DW | 19.78 | | |

THREADED STEMS +/-0.00" [0mm] To Std OH

| *** | DIAMETER | LENGTH | TYPE |
|------------|----------|--------|------|
| 1/2-13X4H0 | 1/2" | 4" | NC |
| 5/8-11X4 | 5/8" | 4" | NC |
| 3/4-10X4 | 3/4" | 4" | NC |
| 7/8-9X4 | 7/8" | 4" | NC |
| 1-8X4 | 1" | 4" | NC |

ROUND STEMS +/-0.00" [0mm] To Std OH

| *** | DIAMETER | LENGTH | TYPE |
|-----------|----------|--------|-------|
| 500 X 4 | 1/2" | 4" | Plain |
| 625 X 4 | 5/8" | 4" | Plain |
| 750 X 4 | 3/4" | 4" | Plain |
| 875 X 4 | 7/8" | 4" | Plain |
| 1.000 X 4 | 1" | 4" | Plain |
| 1.375 X 4 | 1 3/8" | 4" | Plain |

METRIC STEMS +/-0.00" [0mm] To Std OH

| *** | DIAMETER | THREAD SIZE | LENGTH |
|------------|----------|-------------|--------|
| M12-1.75X4 | 12mm | 1.75 | 4" |
| M14-2X4 | 14mm | 2.0 | 4" |
| M16-2X4 | 16mm | 2.0 | 4" |
| M18-2.5X4 | 18mm | 2.5 | 4" |
| M20-2.5X4 | 20mm | 2.5 | 4" |
| M22-2.5X4 | 22mm | 2.5 | 4" |
| M24-3X4 | 24mm | 3.0 | 4" |
| M27-3X4 | 27mm | 3.0 | 4" |

* Caster weight and OH based on Plate
 * See stem options for overall height (OH) differences