



SL6803

SPRING LOADED SERIES

1,500 LBS



FEATURES

KINGPIN: 3/4" diameter nut and bolt coined
RACEWAY: 3/8" diameter upper race; 5/16" diameter lower race; hardened steel load bearings
BUSHING: Roller bearings with drilled hardened steel spanner bushing and plastic side washers

AXLE&NUT: 1/2" zerk axle and lock nut (except with PB)
FINISH: Corrosion resistant bright zinc
LUBRICATION: Grease nipple in lower race
HARDENED: Work hardened double ball race
LEG SPACING: 2 1/2"

US Patent No: 6,539,578
 CAD Patent No: 2,311,524

EXCELLENT FOR:

- Mobile motion picture staging
- Aircraft ground support equipment
- In-plant trailer parts
- Trash containers
- Tool carts
- Amusement parks
- Asphalt paving machinery
- Material handling equipment



WHEEL

CASTER

PART NUMBER

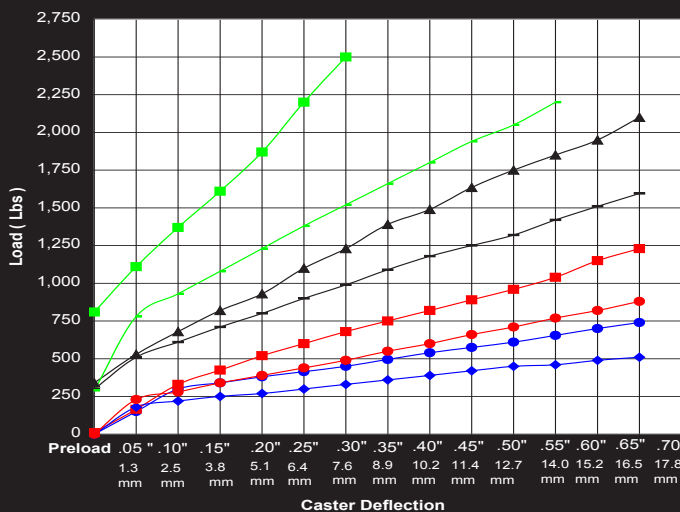
OPTIONS:

- iLKW Wheel Only iLock (for 6" only)
- UWB Universal Wheel Brake
- 1PSL 1 Position Swivel Lock
- 2PSL 2 Position Swivel Lock
- 3PSL 3 Position Swivel Lock
- 4PSL 4 Position Swivel Lock without wings (welded)
- BB Ball Bearing
- BR Bronze Bearing
- DB Delrin Bearing
- NB Nylon Roller Bearing
- PB Precision Ball Bearing
- RBC Caged Roller Bearing
- C Raceway Seal
- OH Special Overall Height
- SSW Steel Side Washer
- SWH Heat-treated Side Washer
- TG Thread Guards
- Z Zerk in Wheel

| Diameter | Tread Width | Capacity Lbs. | Bearing Type | Swivel Radius | Overall Height | Wheel Type | Swivel | Caster Weight (lbs) | Rigid | Caster Weight (lbs) |
|----------|-------------|----------------------|----------------------|---------------|----------------------|---------------------------|-----------------------|---------------------|-----------------------|---------------------|
| 5" | 2" | 350 | Ball | 4 13/16" | 8" | Alum. Rubber Grey | SSL6863-***5ARG-BB-Δ | 10.95 | RSL6863-***5ARG-BB-Δ | 9.45 |
| | | 350 | Roller | | | Soft Rubber | SSL6863-***5SR-RB-Δ | 10.77 | RSL6863-***5SR-RB-Δ | 9.27 |
| | | 375 | Roller | | | ProTech™ Crown | SSL6863-***5PRO-RB-Δ | 9.98 | RSL6863-***5PRO-RB-Δ | 8.48 |
| | | 450 | Roller | | | Moldon Rubber | SSL6863-***5MR-RB-Δ | 11.66 | RSL6863-***5MR-RB-Δ | 10.16 |
| | | 500 | Roller | | | Moldon Alum. Rubber | SSL6863-***5MAR-RB-Δ | 10.44 | RSL6863-***5MAR-RB-Δ | 8.94 |
| | | 650 | Roller | | | Polyolefin | SSL6863-***5POX-RB-Δ | 9.50 | RSL6863-***5POX-RB-Δ | 8.00 |
| | | 750 | Roller | | | High Temp Phenolic (475°) | SSL6863-***5HTPH-RB-Δ | 10.54 | RSL6863-***5HTPH-RB-Δ | 9.04 |
| | | 800 | Roller | | | Lava™ (475°) | SSL6863-***5LV-RB-Δ | 9.83 | RSL6863-***5LV-RB-Δ | 8.33 |
| | | 800 | Roller | | | Envirothane™ | SSL6863-***5U-RB-Δ | 10.24 | RSL6863-***5U-RB-Δ | 8.74 |
| | | 800 | Precision | | | Envirothane™ Grey - PB | SSL6863-***5UG-PB-Δ | 10.29 | RSL6863-***5UG-PB-Δ | 8.79 |
| | | 800 | Roller | | | Envirothane™ Grey-WOW-RB | SSL6863-***5UGW-RB-Δ | 10.24 | RSL6863-***5UGW-RB-Δ | 8.74 |
| | | 900 | Roller | | | Moldon Poly. Urethane | SSL6863-***5MPU-RB-Δ | 10.22 | RSL6863-***5MPU-RB-Δ | 8.72 |
| | | 950 | Roller | | | ALTHane™ | SSL6863-***5ALT-RB-Δ | 9.84 | RSL6863-***5ALT-RB-Δ | 8.34 |
| | | 1,000 | Roller | | | Moldon Alum. Urethane | SSL6863-***5MAU-RB-Δ | 10.34 | RSL6863-***5MAU-RB-Δ | 8.84 |
| | | 1,000 | Roller | | | Nyroll™ | SSL6863-***5NYNW-RB-Δ | 10.08 | RSL6863-***5NYNW-RB-Δ | 8.58 |
| | | 1,000 | Roller | | | Phenolic | SSL6863-***5PH-RB-Δ | 10.44 | RSL6863-***5PH-RB-Δ | 8.94 |
| | | 1,000 | Precision | | | PurThane™ | SSL6863-***5PTN-PB-Δ | 10.76 | RSL6863-***5PTN-PB-Δ | 9.26 |
| | | 1,000 | Roller | | | RollX™ | SSL6863-***5RX-RB-Δ | 9.78 | RSL6863-***5RX-RB-Δ | 8.28 |
| | | 1,000 | Roller | | | Solid Steel | SSL6863-***5SS-RB-Δ | 12.78 | RSL6863-***5SS-RB-Δ | 10.98 |
| | | 1,200 | Roller | | | Lava™-WOW (475°) | SSL6863-***5LVW-RB-Δ | 10.15 | RSL6863-***5LVW-RB-Δ | 8.65 |
| 1,400 | Roller | Moldon Urethane | SSL6863-***5UR-RB-Δ | 12.28 | RSL6863-***5UR-RB-Δ | 10.78 | | | | |
| 1,500 | Roller | V Groove | SSL6863-***5VG-RB-Δ | 13.50 | RSL6863-***5VG-RB-Δ | 12.00 | | | | |
| 1,500 | Roller | Ductile Iron Crowned | SSL6863-***5DIC-RB-Δ | 13.06 | RSL6863-***5DIC-RB-Δ | 11.56 | | | | |
| 1,500 | Roller | RollX™-WOW | SSL6863-***5RXW-RB-Δ | 10.10 | RSL6863-***5RXW-RB-Δ | 8.60 | | | | |

FINISHES:

- SL68?2 Chrome
- SL68?4 Black
- Inquiries on other finishes welcome



Δ - Spring Type

| Type | Wheel Dia. |
|------|----------------|
| ● A | 5" or 6" |
| ■ B | 5" or 6" |
| ▲ C | 5" or 6"(Std.) |
| ■ D | 5" or 6" |
| ● A | 8" |
| ■ B | 8" |
| ▲ C | 8" (Std.) |
| ■ D | 8" |

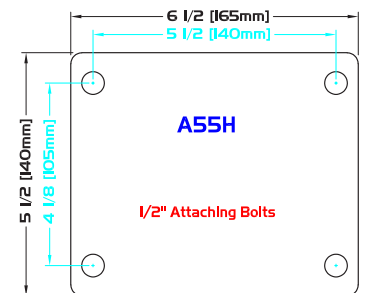
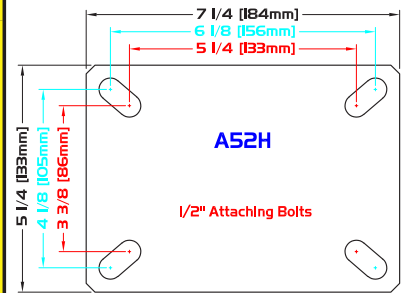
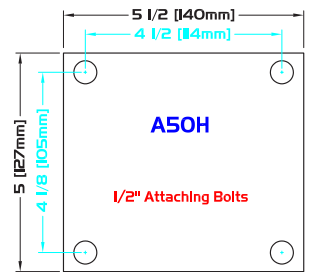
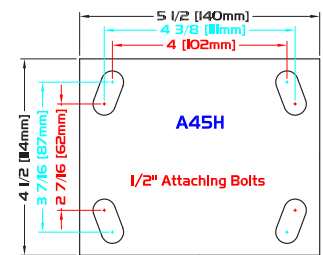
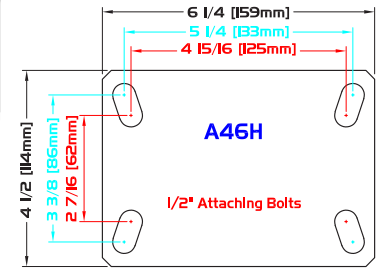


STANDARD PLATE: A46H

A46H

H - Plate Thickness: 1/4"

PLATE DIAGRAMS



WHEEL

CASTER

PART NUMBER


| Diameter | Tread Width | Capacity Lbs. | Bearing Type | Swivel Radius | Overall Height | Wheel Type | Swivel | Caster Weight (lbs) | Rigid | Caster Weight (lbs) |
|----------|-------------|---------------|--------------|-----------------------------|-----------------------|-----------------------------|-----------------------|---------------------|-----------------------|---------------------|
| 6" | 2" | 275 | Precision | 5 5/16" | 8 1/2" | Flat Free | SSL6863-***-FFC-PBB-Δ | 9.50 | RSL6863-***-FFC-PBB-Δ | 8.00 |
| | | 450 | Ball | | | Balloon Cushion Rubber Grey | SSL6863-***-BARG-BB-Δ | 11.29 | RSL6863-***-BARG-BB-Δ | 9.79 |
| | | 450 | Roller | | | ProTech™ Crown | SSL6863-***-PRO-RB-Δ | 10.28 | RSL6863-***-PRO-RB-Δ | 8.78 |
| | | 500 | Roller | | | Moldon Alum. Rubber | SSL6863-***-MAR-RB-Δ | 10.96 | RSL6863-***-MAR-RB-Δ | 9.46 |
| | | 500 | Roller | | | Moldon Rubber | SSL6863-***-MR-RB-Δ | 12.64 | RSL6863-***-MR-RB-Δ | 11.14 |
| | | 500 | Roller | | | ProTech™ Flat | SSL6863-***-PROF-RB-Δ | 10.28 | RSL6863-***-PROF-RB-Δ | 8.78 |
| | | 700 | Roller | | | Polyolefin | SSL6863-***-POX-RB-Δ | 9.65 | RSL6863-***-POX-RB-Δ | 8.15 |
| | | 900 | Roller | | | High Temp Phenolic (475°) | SSL6863-***-HTPH-RB-Δ | 11.34 | RSL6863-***-HTPH-RB-Δ | 9.84 |
| | | 900 | Roller | | | Moldon Poly. Urethane | SSL6863-***-MPU-RB-Δ | 10.74 | RSL6863-***-MPU-RB-Δ | 9.24 |
| | | 950 | Roller | | | Envirothane™ | SSL6863-***-U-RB-Δ | 10.92 | RSL6863-***-U-RB-Δ | 9.42 |
| | | 950 | Precision | | | Envirothane™ Grey - PB | SSL6863-***-UG-PB-Δ | 10.68 | RSL6863-***-UG-PB-Δ | 9.18 |
| | | 950 | Roller | | | Envirothane™ Grey-WOW-RB | SSL6863-***-UGW-RB-Δ | 10.92 | RSL6863-***-UGW-RB-Δ | 9.42 |
| | | 950 | Precision | | | Envirothane™ Grey Crowned | SSL6863-***-UGC-PB-Δ | 10.63 | RSL6863-***-UGC-PB-Δ | 9.13 |
| | | 1,000 | Precision | | | PurThane™ | SSL6863-***-PTN-PB-Δ | 11.26 | RSL6863-***-PTN-PB-Δ | 9.76 |
| | | 1,100 | Roller | | | Lava™ (475°) | SSL6863-***-LV-RB-Δ | 10.05 | RSL6863-***-LV-RB-Δ | 8.55 |
| | | 1,150 | Roller | | | ALTthane™ | SSL6863-***-ALT-RB-Δ | 10.39 | RSL6863-***-ALT-RB-Δ | 8.89 |
| | | 1,200 | Roller | | | Moldon Alum. Urethane | SSL6863-***-MAU-RB-Δ | 10.92 | RSL6863-***-MAU-RB-Δ | 9.42 |
| | | 1,200 | Roller | | | Phenolic | SSL6863-***-PH-RB-Δ | 11.24 | RSL6863-***-PH-RB-Δ | 9.74 |
| | | 1,200 | Roller | | | RollX™ | SSL6863-***-RX-RB-Δ | 10.00 | RSL6863-***-RX-RB-Δ | 8.50 |
| | | 1,200 | Roller | | | Solid Steel | SSL6863-***-SS-RB-Δ | 13.62 | RSL6863-***-SS-RB-Δ | 12.12 |
| | | 1,250 | Roller | | | Moldon Urethane | SSL6863-***-UR-RB-Δ | 13.10 | RSL6863-***-UR-RB-Δ | 11.60 |
| | | 1,300 | Roller | | | Lava™-WOW (475°) | SSL6863-***-LVW-RB-Δ | 10.56 | RSL6863-***-LVW-RB-Δ | 9.06 |
| | | 1,400 | Roller | | | Nyroll™ | SSL6863-***-NYNW-RB-Δ | 10.55 | RSL6863-***-NYNW-RB-Δ | 9.05 |
| | | 1,400 | Roller | | | V Groove | SSL6863-***-VG-RB-Δ | 14.75 | RSL6863-***-VG-RB-Δ | 13.25 |
| | | 1,500 | Roller | | | Ductile Iron Crowned | SSL6863-***-DIC-RB-Δ | 14.08 | RSL6863-***-DIC-RB-Δ | 12.58 |
| | | 1,500 | Precision | | | RollX™-WOW-PB | SSL6863-***-RXW-PB-Δ | 10.87 | RSL6863-***-RXW-PB-Δ | 8.75 |
| | | 1,500 | Roller | | | RollX™-WOW | SSL6863-***-RXW-RB-Δ | 10.58 | RSL6863-***-RXW-RB-Δ | 8.46 |
| | | 8" | 2" | | | 280 | Precision | 6 7/8" | 10 1/2" | Flat Free |
| 550 | Ball | | | Balloon Cushion Rubber Grey | SSL6883-***-BARG-BB-Δ | 13.51 | RSL6883-***-BARG-BB-Δ | | | 12.01 |
| 600 | Roller | | | Moldon Alum. Rubber | SSL6883-***-MAR-RB-Δ | 12.50 | RSL6883-***-MAR-RB-Δ | | | 11.00 |
| 600 | Roller | | | Moldon Rubber | SSL6883-***-MR-RB-Δ | 15.12 | RSL6883-***-MR-RB-Δ | | | 13.62 |
| 600 | Roller | | | ProTech™ Crown | SSL6883-***-PRO-RB-Δ | 11.81 | RSL6883-***-PRO-RB-Δ | | | 10.31 |
| 600 | Roller | | | ProTech™ Flat | SSL6883-***-PROF-RB-Δ | 11.77 | RSL6883-***-PROF-RB-Δ | | | 10.27 |
| 675 | Roller | | | Polyolefin | SSL6883-***-POX-RB-Δ | 10.79 | RSL6883-***-POX-RB-Δ | | | 9.29 |
| 900 | Roller | | | Moldon Poly. Urethane | SSL6883-***-MPU-RB-Δ | 11.96 | RSL6883-***-MPU-RB-Δ | | | 10.46 |
| 1,000 | Roller | | | High Temp Phenolic (475°) | SSL6883-***-HTPH-RB-Δ | 13.34 | RSL6883-***-HTPH-RB-Δ | | | 11.84 |
| 1,100 | Precision | | | Envirothane™ Grey Crowned | SSL6883-***-UGC-PB-Δ | 12.51 | RSL6883-***-UGC-PB-Δ | | | 11.01 |
| 1,200 | Roller | | | ALTthane™ | SSL6883-***-ALT-RB-Δ | 11.64 | RSL6883-***-ALT-RB-Δ | | | 10.14 |
| 1,200 | Roller | | | Lava™ (475°) | SSL6883-***-LV-RB-Δ | 11.53 | RSL6883-***-LV-RB-Δ | | | 10.03 |
| 1,200 | Precision | | | PurThane™ | SSL6883-***-PTN-PB-Δ | 13.46 | RSL6883-***-PTN-PB-Δ | | | 11.96 |
| 1,200 | Roller | | | Envirothane™ | SSL6883-***-U-RB-Δ | 12.58 | RSL6883-***-U-RB-Δ | | | 11.08 |
| 1,200 | Precision | | | Envirothane™ Grey - PB | SSL6883-***-UG-PB-Δ | 12.45 | RSL6883-***-UG-PB-Δ | | | 10.95 |
| 1,200 | Roller | | | Envirothane™ Grey-WOW-RB | SSL6883-***-UGW-RB-Δ | 12.58 | RSL6883-***-UGW-RB-Δ | | | 11.08 |
| 1,300 | Roller | | | Lava™-WOW (475°) | SSL6883-***-LVW-RB-Δ | 11.94 | RSL6883-***-LVW-RB-Δ | | | 10.44 |
| 1,400 | Roller | | | Phenolic | SSL6883-***-PH-RB-Δ | 13.24 | RSL6883-***-PH-RB-Δ | | | 11.74 |
| 1,400 | Roller | | | RollX™ | SSL6883-***-RX-RB-Δ | 11.48 | RSL6883-***-RX-RB-Δ | | | 9.98 |
| 1,400 | Roller | | | Solid Steel | SSL6883-***-SS-RB-Δ | 16.68 | RSL6883-***-SS-RB-Δ | | | 15.18 |
| 1,400 | Roller | | | V Groove | SSL6883-***-VG-RB-Δ | 18.64 | RSL6883-***-VG-RB-Δ | | | 17.14 |
| 1,500 | Roller | | | Moldon Alum. Urethane | SSL6883-***-MAU-RB-Δ | 12.68 | RSL6883-***-MAU-RB-Δ | | | 11.18 |
| 1,500 | Roller | | | Nyroll™ | SSL6883-***-NYNW-RB-Δ | 12.09 | RSL6883-***-NYNW-RB-Δ | | | 10.59 |
| 1,500 | Roller | | | RollX™-WOW | SSL6883-***-RXW-RB-Δ | 11.89 | RSL6883-***-RXW-RB-Δ | | | 10.39 |
| 1,500 | Roller | | | Moldon Urethane | SSL6883-***-UR-RB-Δ | 15.84 | RSL6883-***-UR-RB-Δ | | | 14.34 |
| 1,500 | Roller | | | Moldon Urethane Crown | SSL6883-***-URC-RB-Δ | 15.40 | RSL6883-***-URC-RB-Δ | | | 13.90 |

* Caster weight and OH based on Plate
* See stem options for overall height (OH) differences

STEMS

STANDARD THREADED LENGTH: 4"
STANDARD ROUND LENGTH: 4"

CUSTOM DIAMETERS: any
STANDARD LENGTHS: any



THREADED STEMS +/-0.00" [0mm] To Std OH

| *** | DIAMETER | LENGTH | TYPE |
|------------|----------|--------|------|
| 1/2-13X4HO | 1/2" | 4" | NC |
| 5/8-11X4 | 5/8" | 4" | NC |
| 3/4-10X4 | 3/4" | 4" | NC |
| 7/8-9X4 | 7/8" | 4" | NC |
| 1-8X4 | 1" | 4" | NC |

ROUND STEMS +/-0.00" [0mm] To Std OH

| *** | DIAMETER | LENGTH | TYPE |
|-----------|----------|--------|-------|
| 500 X 4 | 1/2" | 4" | Plain |
| 625 X 4 | 5/8" | 4" | Plain |
| 750 X 4 | 3/4" | 4" | Plain |
| 875 X 4 | 7/8" | 4" | Plain |
| 1.000 X 4 | 1" | 4" | Plain |
| 1.375 X 4 | 1 3/8" | 4" | Plain |