




# TYPHOON9 KINGPINFREE™ 3,500 LBS SERIES

**304 STAINLESS STEEL**




## FEATURES

- KINGPIN:** Kingpinfree
- RACEWAY:** 3 1/4" diameter raceway; 1/2" diameter stainless steel ball bearings
- BUSHING:** Stainless steel roller bearings with stainless steel spanner bushing and stainless steel side washers
- AXLE&NUT:** 3/4" stainless steel axle and lock nut
- FINISH:** 304 Stainless steel corrosion resistant, electro polished and de-magnetized
- LUBRICATION:** Grease nipple in swivel raceway
- HARDENED:** None
- LEGS:** 5/16" thick, double welded
- LEG SPACING:** 3 1/2"

## EXCELLENT FOR:

- Bacteria-free environments
- Abusive Conditions
- Tow lines
- Industrial platform trucks
- Most hardworking industrial functions
- Economical handling of heavy loads



where severe abuse is present

- Food equipment
- Food processing
- Heavy duty stock carts
- Moisture friendly environments

## OPTIONS:

- PCB PolyCam Brake
- TSB Thumb Screw Brake
- 4PSL 4 Position Swivel Lock
- BB Stainless Steel Ball Bearing
- DB Delrin Bearing
- PB Stainless Steel Precision Ball Bearing
- RB Stainless Steel Roller Bearing
- OH Special Overall Height

## SPECIAL:

Dual leg configuration available



WHEEL		CASTER				PART NUMBER				
Diameter	Tread Width	Capacity Lbs.	Bearing Type	Swivel Radius	Overall Height	Wheel Type	Swivel	Caster Weight (lbs)	Rigid	Caster Weight (lbs)
6"	3"	1,750	Ball	4 1/4"	7 1/2"	Lava™ - BB (475°)	STY639-***-LVW-BB	12.21	RTY639-***-LVW-BB	9.86
		1,750	Roller			Lava™ (475°)	STY639-***-LVW-RB	12.93	RTY639-***-LVW-RB	10.58
		2,000	Ball			Phenolic - BB	STY639-***-PH-BB	13.92	RTY639-***-PH-BB	11.57
		2,000	Roller			Phenolic	STY639-***-PH-RB	14.64	RTY639-***-PH-RB	12.29
		2,500	Ball			V Groove 304 - BB	STY639-***-VG304-BB	21.52	RTY639-***-VG304-BB	19.17
		2,500	Roller			V Groove 304	STY639-***-VG304-RB	22.24	RTY639-***-VG304-RB	19.89
		3,250	Ball			RollX™ - BB	STY639-***-RXW-BB	12.21	RTY639-***-RXW-BB	9.86
		3,250	Roller			RollX™	STY639-***-RXW-RB	12.93	RTY639-***-RXW-RB	10.58
		3,500	Ball			304 Stainless - BB	STY639-***-304-BB	31.74	RTY639-***-304-BB	29.39
		3,500	Roller			304 Stainless	STY639-***-304-RB	32.46	RTY639-***-304-RB	30.11
		3,500	Precision			NyRock™	STY639-***-NYX-PB	13.37	RTY639-***-NYX-PB	11.02
		8"	3"			2,100	Ball	57/8"	9 1/2"	Lava™ - BB (475°)
2,100	Roller			Lava™ (475°)	STY839-***-LVW-RB	13.67	RTY839-***-LVW-RB			11.20
2,500	Ball			Phenolic - BB	STY839-***-PH-BB	15.92	RTY839-***-PH-BB			13.46
2,500	Roller			Phenolic	STY839-***-PH-RB	16.64	RTY839-***-PH-RB			14.18
2,800	Ball			V Groove 304 - BB	STY839-***-VG304-BB	27.30	RTY839-***-VG304-BB			24.84
2,800	Roller			V Groove 304	STY839-***-VG304-RB	28.02	RTY839-***-VG304-RB			25.56
3,500	Ball			304 Stainless - BB	STY839-***-304-BB	51.31	RTY839-***-304-BB			48.84
3,500	Roller			304 Stainless	STY839-***-304-RB	52.03	RTY839-***-304-RB			49.56
3,500	Precision			NyRock™	STY839-***-NYX-PB	16.66	RTY839-***-NYX-PB			14.19
3,500	Ball			RollX™ - BB	STY839-***-RXW-BB	14.28	RTY839-***-RXW-BB			11.81
3,500	Roller			RollX™	STY839-***-RXW-RB	15.00	RTY839-***-RXW-RB			12.53
10"	3"			2,800	Ball	73/8"	11 1/2"			Lava™ - BB (475°)
		2,800	Roller	Lava™ (475°)	STY1039-***-LVW-RB			17.75	RTY1039-***-LVW-RB	15.50
		2,900	Ball	Phenolic - BB	STY1039-***-PH-BB			19.11	RTY1039-***-PH-BB	16.92
		2,900	Roller	Phenolic	STY1039-***-PH-RB			19.83	RTY1039-***-PH-RB	17.64
		3,000	Ball	V Groove 304 - BB	STY1039-***-VG304-BB			32.51	RTY1039-***-VG304-BB	30.32
		3,000	Roller	V Groove 304	STY1039-***-VG304-RB			33.23	RTY1039-***-VG304-RB	31.04
		3,500	Ball	304 Stainless - BB	STY1039-***-304-BB			75.66	RTY1039-***-304-BB	73.41
		3,500	Roller	304 Stainless	STY1039-***-304-RB			76.38	RTY1039-***-304-RB	74.13
		3,500	Precision	NyRock™	STY1039-***-NYX-PB			20.77	RTY1039-***-NYX-PB	18.52
		3,500	Ball	RollX™ - BB	STY1039-***-RXW-BB			17.03	RTY1039-***-RXW-BB	14.78
		3,500	Roller	RollX™	STY1039-***-RXW-RB			17.75	RTY1039-***-RXW-RB	15.50

\* Caster weight based on Standard Plate



PCB  
POLYCAM BRAKE



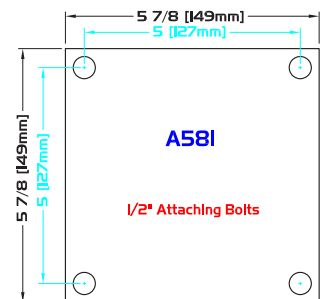
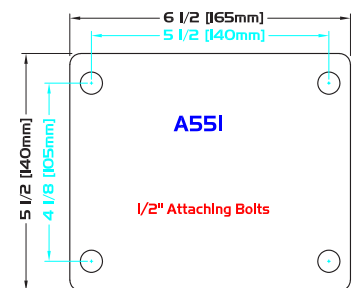
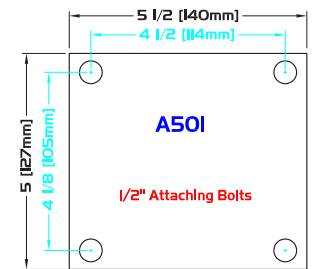
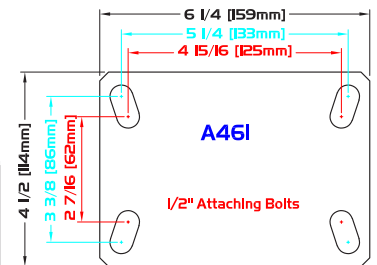
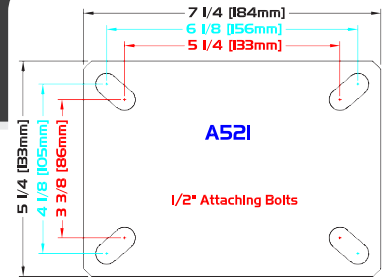
# TYPHOON<sup>TM</sup>

## SERIES

STANDARD PLATE: A52I

I - Plate Thickness: 5/16"

### PLATE DIAGRAMS



### WHEEL

### CASTER

### PART NUMBER

Diameter	Tread Width	Capacity Lbs.	Bearing Type	Swivel Radius	Overall Height	Wheel Type	Swivel	Caster Weight (lbs)	Rigid	Caster Weight (lbs)
12"	3"	3,500	Ball	9"	13 1/2"	304 Stainless - BB	STY1239-**-304-BB	106.73	RTY1239-**-304-BB	104.17
		3,500	Roller			304 Stainless	STY1239-**-304-RB	107.45	RTY1239-**-304-RB	104.89
		3,500	Ball			Lava <sup>TM</sup> - BB (475 <sup>o</sup> )	STY1239-**-LVW-BB	20.84	RTY1239-**-LVW-BB	18.28
		3,500	Roller			Lava <sup>TM</sup> (475 <sup>o</sup> )	STY1239-**-LVW-RB	21.56	RTY1239-**-LVW-RB	19.00
		3,500	Precision			NyRock <sup>TM</sup>	STY1239-**-NYX-PB	25.53	RTY1239-**-NYX-PB	22.97
		3,500	Ball			Phenolic - BB	STY1239-**-PH-BB	22.57	RTY1239-**-PH-BB	20.00
		3,500	Roller			Phenolic	STY1239-**-PH-RB	23.39	RTY1239-**-PH-RB	20.82
		3,500	Ball			RollX <sup>TM</sup> - BB	STY1239-**-RXW-BB	20.84	RTY1239-**-RXW-BB	18.28
		3,500	Roller			RollX <sup>TM</sup>	STY1239-**-RXW-RB	21.56	RTY1239-**-RXW-RB	19.00

\* Caster weight based on Standard Plate

