



OFFICE MEISTER™

SERIES

125LBS



FEATURES

KINGPIN: 7/16" Rivet
RACEWAY: 7/32" Diameter upper and lower race; hardened steel load bearings
BEARING: Precision ball bearing
AXLE&NUT: 1/4" Riveted axle
FINISH: Black Ionic finish

HARDENED: Yoke and washers
SPECIAL: Upper and lower diameter race is equal for added performance and strength
LEG SPACING: 1"

EXCELLENT FOR:

- Seating
- Office furniture
- IV Poles
- Medical equipment
- Institutional equipment
- Store fixtures











OPTIONS:

AN Axle and Nut

FINISHES:

1024I Black Ionic
 1022 Chrome
 Inquiries on other finishes welcome

BIFMA approved

WHEEL		CASTER				PART NUMBER		
Diameter	Tread Width	Capacity Lbs.	Bearing Type	Swivel Radius	Overall Height	Wheel Type	Swivel	Caster Weight (lbs)
 3"	 7/8"	 75 125	 Precision Precision	 3 1/8"	 4 3/32"	 ProTech™ Black Crown - PB Purthane™	 SOM34I-***-PROBL-PB-TG SOM34I-***-PTN-PB-TG*	0.80 1.02

*350 ANSI/BIFMA X5.1 - 2017

*** Caster weight and OH based on Plate

*** See stem options for overall height (OH) differences

THREADED STEMS HEX WASHER

±.0937" [2.38mm] To Std OH

***	DIAMETER	LENGTH	TYPE
3/8-16X1HW	3/8"	1"	NC
1/2-13X1HW	1/2"	1"	NC
1/2-13X1 1/2HW	1/2"	1 1/2"	NC
1/2-13X2 1/4HW	1/2"	2 1/4"	NC



THREADED STEMS HEX NUT

±.1562" [3.97mm] To Std OH

***	DIAMETER	LENGTH	TYPE
1/2-13X1HN	1/2"	1"	NC
1/2-13X1 7/8HN	1/2"	1 7/8"	NC
1/2-13X3 1/2HN	1/2"	3 1/2"	NC


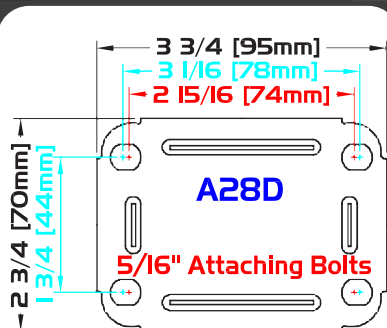


PLATE DIAGRAMS



STANDARD PLATE: A28D

Plate Thickness: 3/32"

ROUND STEMS

±.0937" [2.38mm] To Std OH

***	DIAMETER	LENGTH	TYPE
437X1 7/8	7/16"	1 7/8"	Plain
437SX1	7/16"	1"	Friction Ring
437SX1 5/16	7/16"	1 5/16"	Friction Ring
437SX1 7/8	7/16"	1 7/8"	Friction Ring

